

SISP English Assessment Instructions

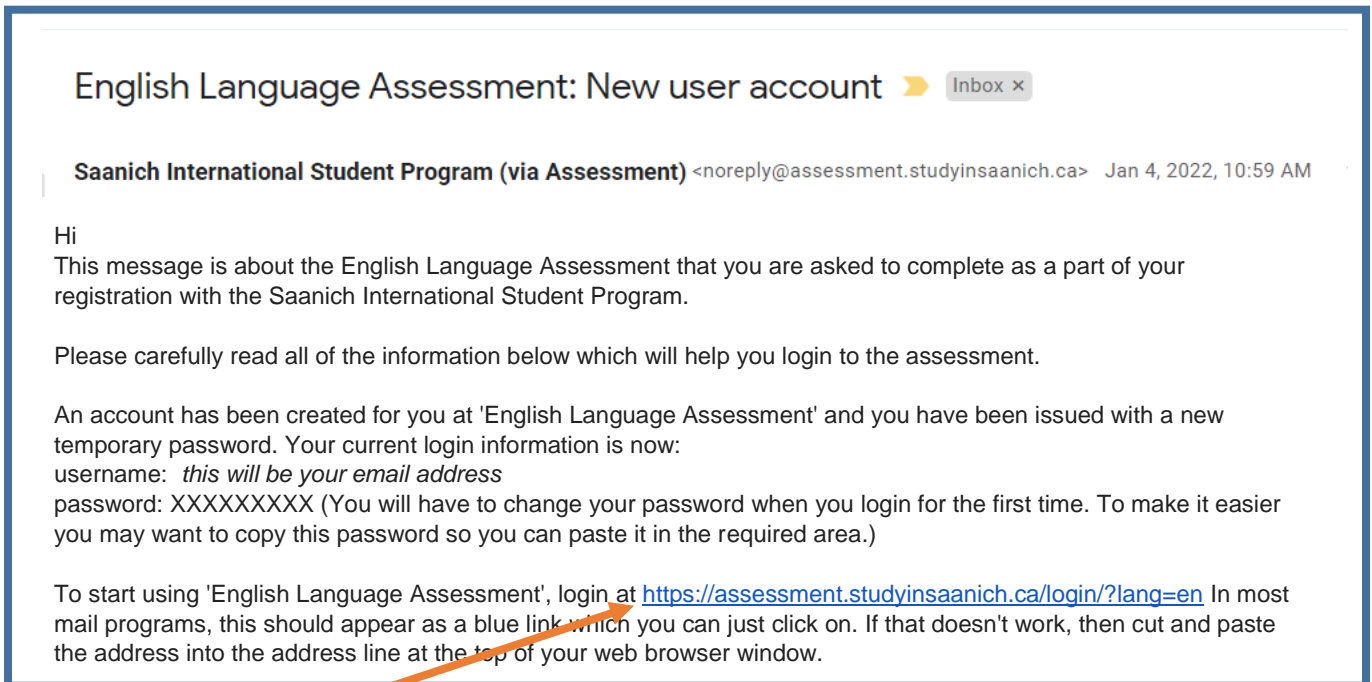
Fall 2023

The English Assessment is used to help place you in classes that are appropriate for your current level of English. Proper placement in your classes will help you have a much more successful and enjoyable learning experience in Saanich.

The following instructions will help guide you through the login process for the English Language Assessment.

Step One:

You should receive an email message from Saanich which looks like the example below. You may have to look in your Junk or Spam email folder.



English Language Assessment: New user account Inbox x

Saanich International Student Program (via Assessment) <noreply@assessment.studyinsaanich.ca> Jan 4, 2022, 10:59 AM

Hi

This message is about the English Language Assessment that you are asked to complete as a part of your registration with the Saanich International Student Program.

Please carefully read all of the information below which will help you login to the assessment.

An account has been created for you at 'English Language Assessment' and you have been issued with a new temporary password. Your current login information is now:
username: *this will be your email address*
password: XXXXXXXXXX (You will have to change your password when you login for the first time. To make it easier you may want to copy this password so you can paste it in the required area.)

To start using 'English Language Assessment', login at <https://assessment.studyinsaanich.ca/login/?lang=en> In most mail programs, this should appear as a blue link which you can just click on. If that doesn't work, then cut and paste the address into the address line at the top of your web browser window.

Step Two:

There are more instructions in the email message that you should read carefully before you click on the link.

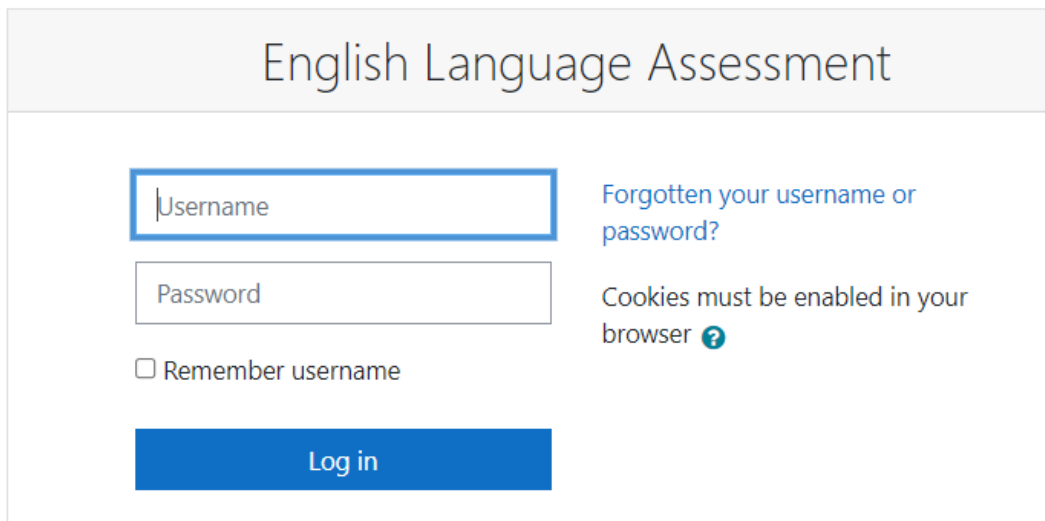
Step Three:

In the new window that opens, click on [Log in](#) in the top right hand corner and the login window will open.



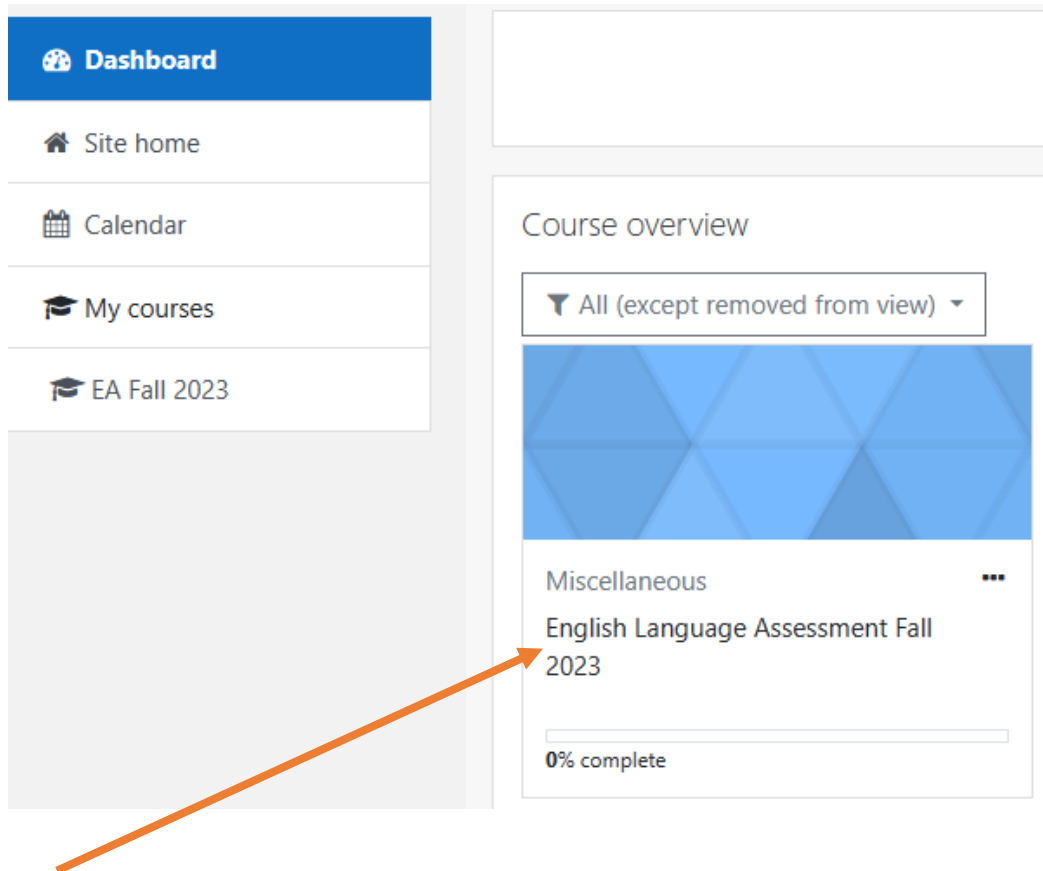
Step Four:

Enter the Username and the Password that was included in the email message and Log in.

A screenshot of the login page for the 'English Language Assessment'. The page has a light gray header with the title 'English Language Assessment'. Below the header, there are two input fields: 'Username' and 'Password'. The 'Username' field is highlighted with a blue border. To the right of the input fields, there is a link 'Forgotten your username or password?' and a message 'Cookies must be enabled in your browser' with a question mark icon. Below the input fields, there is a checkbox labeled 'Remember username'. At the bottom, there is a blue 'Log in' button.

Step Five:

The following window will open.



Click on **English Language Assessment Fall 2023** to start the assessment.

Please read all of the instructions carefully before starting.

If you have any trouble, please contact us at sisp_assessment@saanichschools.ca.